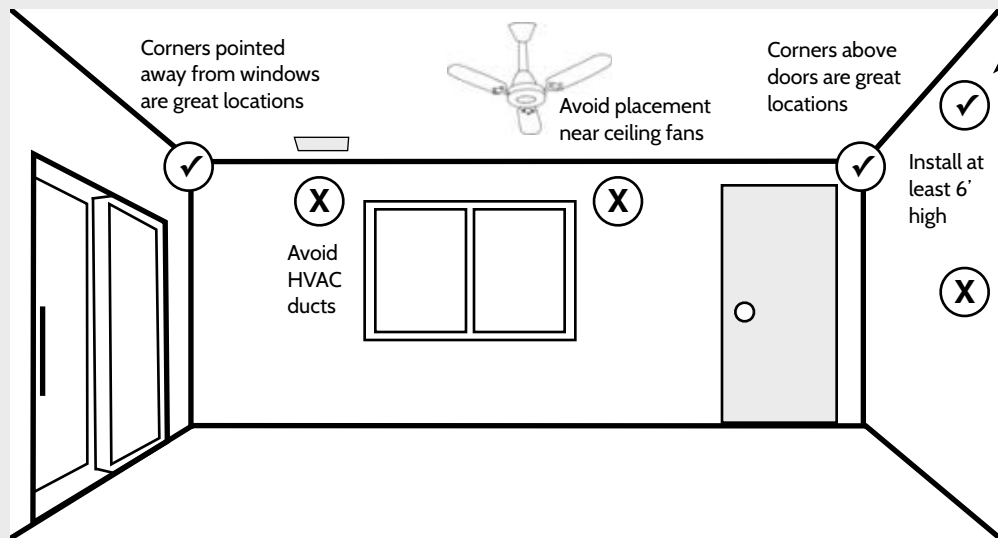


IQ MOTION S-LINE QUICK INSTALL GUIDE

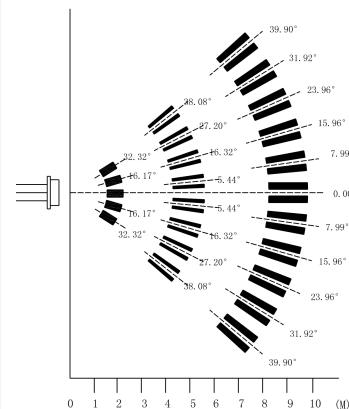


STEP 1

CHOOSE
INSTALLATION
LOCATION



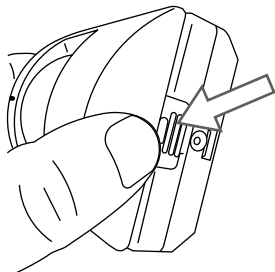
DETECTING AREA
(Unit = meter) 40lbs at 35'



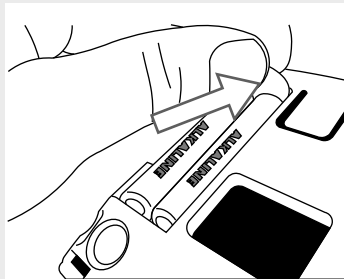
Replace battery every 3 years with AAA
Alkaline (x2)

SEE REVERSE FOR REMAINING STEPS

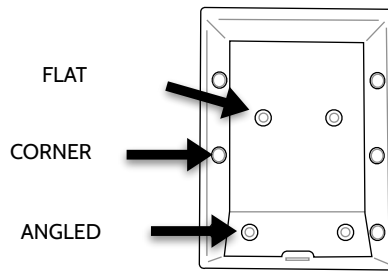
STEP 2 OPEN
DEVICE
CASING



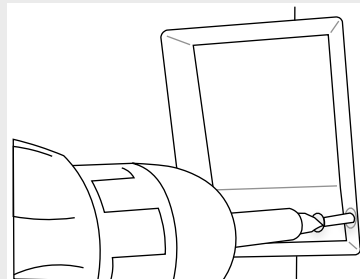
STEP 3 REMOVE
BATTERY
TABS



STEP 4 CHOOSE
MOUNTING
TYPE



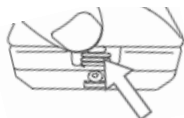
STEP 5 SECURE
ALL
HARDWARE



STEP 6 LEARN
INTO
PANEL



Place your panel in
“autolearn” mode



Open and close the case
to “tamper” the device

ADD

Customize name and settings
as desired and touch “ADD”



ASK
JENNI
Qolsys



Document#: IQM-SQG-10-16
Revision#: 10/6/16
Issue Date: OCT 2016
Qolsys Part #: QS-1230-840
Firmware : OB_20160826



Conforms to ANSI/UL Std. 639
Certified to ULC Std. S306
Qolsys Inc. proprietary.
Reproduction without permission is not permitted.

GOT QUESTIONS?
CONTACT TECH SUPPORT
TechSupport@Qolsys.com

